

MINUTES

FORT BEND COUNTY LEVEE IMPROVEMENT DISTRICT NO. 15

November 28, 2017

The Board of Directors of Fort Bend County Levee Improvement District No. 15 (the "District") met in regular session, open to the public, on the 28th day of November 2017, at the Greater Fort Bend Economic Development Council, One Fluor Daniel Drive, Lakepoint Plaza, Building D, Conference Room, Sugar Land, Texas 77478, outside the boundaries of the District, and the roll was called of the members of the Board:

Frank Yonish
Darrell Groves
Teresa Kurkjian

President
Vice President/ Secretary
Assistant Secretary/Assistant Vice President

and all of the above were present except Director Kurkjian, thus constituting a quorum.

Also present at the meeting were: Rohit Sankholkar; Daniel Zarzana of Berg-Oliver Associates, Inc. ("Berg-Oliver"); Bob Patterson and Bill Reilly of Witt O'Briens, LLC; Andrew Yee of the City of Sugar Land; Brad Koehl of Yellowstone, Inc.; John Schnure of TBG Partners; Julie Kveton and Jaime Villegas of Riverstone Homeowners Association, Inc. ; Jeff Perry and Jimmy Thompson of Levee Management Systems, LLC; Kristy Hebert of Tax Tech, Inc.; Chad Hablinski of Costello, Inc. ("Costello"); Pamela Lightbody of AVANTA Services; and Nancy Carter, Shima Jalalipour, Tara Miles, and Keely Campbell of The Muller Law Group, PLLC ("MLG").

PUBLIC COMMENTS

There were no public comments.

MINUTES

The Board considered approving the minutes of the October 24, 2017, regular meeting. After review and discussion, Director Groves moved to approve the minutes as submitted. Director Yonish seconded the motion, which passed unanimously.

RESIGNATION OF DIRECTOR KURKJIAN

Ms. Carter reported that Director Kurkjian submitted her resignation from the Board of Directors and that Fort Bend County Commissioners Court appointed Rohit Sankholkar to the Board as her replacement.

SWORN STATEMENT, OATH OF OFFICE, AND OFFICIAL BOND OF NEW DIRECTOR

The Board considered accepting the Sworn Statement, Oath of Office, and Official Bond for Rohit Sankholkar. After review and discussion, Director Yonish moved to accept the Sworn Statement, Oath of Office, and Official Bond for Rohit Sankholkar and direct that the documents be filed appropriately and retained in the District's official records. Director Groves seconded the motion, which passed unanimously.

REORGANIZATION OF BOARD AND DISTRICT REGISTRATION FORM

The Board considered reorganizing the Board of Directors. After review and discussion, Director Yonish moved to (i) appoint Director Sankholkar as the Assistant Secretary/Assistant Vice President and for all other director positions to remain the same and (ii) authorize filing of the District Registration Form, updated to reflect the new director and direct that the District Registration Form be filed in the District's official records. Director Groves seconded the motion, which carried unanimously.

OPEN MEETINGS ACT AND PUBLIC INFORMATION ACT TRAINING REQUIREMENTS

Ms. Carter reviewed a memorandum regarding the Texas Open Meetings Act and Public Information Act training required for all new directors, noting that Director Sankholkar has 90 days to complete such training.

CONFLICT OF INTEREST DISCLOSURE REQUIREMENTS

Ms. Carter reviewed a memorandum regarding the Conflict of Interest Disclosure Requirements Under Chapter 176 of the Texas Local Government Code and the associated disclosure forms.

TAX ASSESSOR/COLLECTOR'S REPORT

Ms. Hebert presented the tax assessor/collector's report, a copy of which is attached. She said that 0.57% of the District's 2017 taxes have been collected as of today. After review and discussion, Director Yonish moved to approve the tax assessor/collector's report and payment of the bills listed in the report. Director Groves seconded the motion, which passed by unanimous vote.

RESOLUTION VOTING FOR DIRECTOR FOR FORT BEND CENTRAL APPRAISAL DISTRICT BOARD OF DIRECTORS ELECTION

The Board considered adopting a Resolution Voting for Director for Fort Bend Central Appraisal District Board of Directors Election (the "Resolution"). Following review and discussion, Director Groves moved to adopt the Resolution, casting the District's 31 votes for Sam Mayson, Sr., and direct that the Resolution be filed appropriately and retained in the District's records. Director Yonish seconded the motion, which passed unanimously.

HURRICANE HARVEY MATTERS

CONSULTING SERVICES FOR FEDERAL GRANTS AND REIMBURSEMENT PROGRAMS

Mr. Patterson and Mr. Reilly reviewed a presentation regarding services offered by Witt O'Brien's, LLC, for federal reimbursement of the District's expenses related to Hurricane Harvey. After review and discussion, Director Yonish moved to approve a contract with Witt O'Brien's, LLC, and direct that the contract be filed appropriately and retained in the District's official records. Director Groves seconded the motion, which passed unanimously. Ms. Miles noted that a 1295 Form was received.

AFTER ACTION REPORTS

The Board discussed their review of the After Action Reports presented at the previous Board meeting and requested that the reports be posted to the District's website.

Mr. Hablinski presented a list of recommended projects, a copy of which is attached, based on the After Action Reports. The Board reviewed and discussed the projects and concurred to further discuss the projects at future meetings.

EMERGENCY EVENT COMMUNICATIONS

There was no discussion on this agenda item.

PETITION REGARDING ELECTED DIRECTORS

Ms. Carter stated that the District received a Petition for Converting the Board of Directors to Elected Representatives and reported on procedures to verify the petition and establishment of precincts.

FINANCIAL AND BOOKKEEPING MATTERS

Ms. Lightbody presented the bookkeeper's report, including the list of bills for payment, a copy of which is attached. She noted voiding and re-issuing a check to Director Groves. Following review and discussion, Director Yonish moved to approve the bookkeeper's report and payment of the bills listed in the report. Director Groves seconded the motion, which passed unanimously.

OPERATION OF DISTRICT FACILITIES

Mr. Perry presented the operator's report, a copy of which is attached, and reviewed repairs and maintenance performed since the last Board meeting. He stated that the load bank test on the pump station generator will be performed in March, prior to Hurricane season.

MOWING AND WETLANDS MAINTENANCE REPORT

No mowing report was presented.

U.S. ARMY CORPS ("CORPS") OF ENGINEERS PERMIT COMPLIANCE

Mr. Zanzara provided an update on the nutria removal, noting that Berg-Oliver is monitoring the baiting of the nutria traps. He stated that the Corps has indicated its intent to visit the District for an inspection.

The Board considered approving a Master Services Agreement with Berg-Oliver (the "Agreement"). After review and discussion, Director Yonish moved to approve the Agreement, subject to attorney review and receipt of a 1295 Form, and direct that the Agreement be filed appropriately and retained in the District's official records. Director Groves seconded the motion, which passed unanimously.

FORT BEND COUNTY FLOOD MANAGEMENT ASSOCIATION ("FBFMA") AND
PERIMETER LEVEE MATTERS

Ms. Carter reported that the next FBFMA meeting will be December 1, 2017, and Director Yonish reported on recent FBFMA matters.

ENGINEER'S REPORT

Mr. Hablinski presented the engineer's report, a copy of which is attached.

Mr. Hablinski presented and recommended approval of Pay Estimate No. 2 in the amount of \$297,581.06, \$249,510.20 of which is the District's share, to Triple B. Services, LLP, for the construction of Clements Crossing Clearing, Detention, and Mass Grading.

Mr. Hablinski presented and recommended approval of Pay Estimate No. 2 and Final in the amount of \$4,205.35 to Lindsey Construction, Inc., for the construction of Wetlands Park Grading, along with a final quantity adjustment for a deduction to the contract in the amount of \$31,143.49. He also presented the Certificate of Completion and recommended final acceptance of the project.

Mr. Hablinski presented and recommended approval of Pay Estimate No. 5 and Final in the amount of \$87,483.63 to Jaho, Inc., for the construction of paving to serve Cabrera Drive from University Boulevard to LJ Parkway, along with a final quantity adjustment for a deduction to the contract in the amount of \$29,738.44. He also presented the Certificate of Completion and recommended final acceptance of the project.

The Board considered approving a Consent to Encroachment for 5907 Horton River Lane and a Consent to Encroachment for 5419 Rouchel Brook Lane, for landscaping improvements encroaching upon the District's drainage easement (together, the "Consents"). Mr. Hablinski said he had no objection to the encroachments.

After review and discussion and based on the engineer's recommendation, Director Yonish moved to (i) approve the engineer's report, aforementioned pay estimates, and final quantity adjustments; (ii) accept the completed projects; and (iii) approve the Consents and direct that the Consents be filed appropriately and retained in the District's official records. Director Groves seconded the motion, which passed unanimously.

LANDSCAPE ARCHITECT'S REPORT

Mr. Schnure presented the landscape architect's report, a copy of which is attached.

Mr. Schnure recommended final acceptance of construction of the North Entrance Park.

Mr. Schnure presented and recommended approval of Pay Estimate No. 8 and Final in the amount of \$9,606.94 to Greenyard, Inc. for the construction of landscaping, sitework, and irrigation to serve Avalon, Section 16A, and recommended final acceptance.

Mr. Schnure presented and recommended approval of Pay Estimate No. 7 in the amount of \$9,606.98 to HLU Services, Inc., for the construction of landscaping, sitework, and irrigation to serve Avalon, Sections 20 and 24B.

After review and discussion and based on the landscape architect's recommendation, Director Yonish moved to approve the landscape architect's report and the aforementioned pay estimates and to accept the completed projects. Director Groves seconded the motion, which passed unanimously.

DEVELOPER'S REPORT

Mr. Hablinski reported on the status of development in Riverstone.

STORMWATER QUALITY MANAGEMENT PLAN

There was no discussion on this agenda item.

DECEMBER MEETING DATE

The Board concurred to hold its next meeting on December 19, 2017, at 4:00 p.m.

There being no further business to come before the Board, the Board concurred to adjourn the meeting.




Secretary, Board of Directors

LIST OF ATTACHMENTS TO MINUTES

Minutes
Page

tax assessor/collector's report.....	2
engineer's list of recommended projects.....	3
bookkeeper's report	3
engineer's report	4
landscape architect's report.....	4


FORT BEND LEVEE IMPROVEMENT DISTRICT #15
STATE OF TEXAS
COUNTY OF FORT BEND

ESTHER BUENTELLO FLORES, BEING DULY SWORN, SAYS SHE IS THE TAX ASSESSOR COLLECTOR FOR THE ABOVE NAMED DISTRICT AND THAT THE FOREGOING CONTAINS A TRUE AND CORRECT REPORT ACCOUNTING FOR ALL THE TAXES COLLECTED FOR SAID DISTRICT DURING THE MONTH HEREIN STATED.



ESTHER BUENTELLO FLORES, RTA

SWORN TO AND SUBSCRIBED BEFORE ME, THIS 1ST, DAY OF OCTOBER 2017.



KATHY CRUTHIRDS
NOTARY PUBLIC, STATE OF TEXAS
MY COMMISSION EXPIRES 12/20/2017

SUBMITTED TO DISTRICT'S LEGAL COUNSEL _____

FORT BEND COUNTY LEVEE IMPROVEMENT DISTRICT # 15

MONTHLY TAX REPORT - ENDING: 10/31/2017

TAX REPORT CONDENSED SUMMARY

BASE TAX COLLECTIONS

Prior Years	(1,317.16)
Current Year	2,505.78

Total Tax Collected	1,188.62
---------------------	----------

OTHER INCOME

Penalty & Interest	76.49
DTAF Penalty	0.00
Overpayments	1,784.89
Rendition Penalty	0.00
Earned Interest	2.58

Total Other Income	1,863.96
--------------------	----------

TOTAL INCOME:	3,052.58
----------------------	-----------------

Transfers to Bond Fund	0.00
Transfers to Road Bond Funds	0.00
Transfers to Operating Fund	777.28

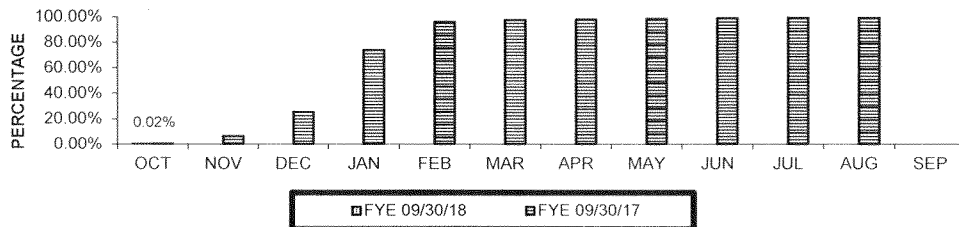
Disbursements Presented:	4 CHECK(S)	29,431.04
--------------------------	------------	-----------

Current - Collection Rate:	0.02%
----------------------------	-------

Last Year Collection Rate:	0.13%
----------------------------	-------

Celebrating Over 30 Years of Service

COLLECTION COMPARISON



ESTHER BUENTELLO FLORES, R.T.A. - E-mail: ebflores@taxtech.net
 Telephone: 281.499.1223 Fax: 281.499.1244 www.taxtech.net
 TAX TECH, INCORPORATED
 12841 CAPRICORN STREET
 STAFFORD, TX 77477

FORT BEND COUNTY LEVEE IMPROVEMENT DISTRICT # 15 - ENDING: 10/31/2017

PRIOR YEARS TAXES

Receivable at 09/30/17	\$63,941.66	
Reserve for Uncollectibles	0.00	
Adjustments since 09/30/17	0.00	
Adjustments this month		
2016 FBCAD KR#17	(1,113.39)	
2015 FBCAD KR#28	159.22	
2014 FBCAD KR#41	0.00	
2013 FBCAD KR#56	0.00	
2012 FBCAD KR#71	0.00	
TOTAL PRIOR YEARS RECEIVABLE		\$62,987.49
Collected since 09/30/17	(6,304.62)	
Collected this month	1,317.16	
TOTAL COLLECTED SINCE 09/30/17		(4,987.46)
TOTAL RECEIVABLE - PRIOR YEARS		\$58,000.03

2017 TAXES

Receivable at 09/30/17	11,444,935.15	
Adjustments since 09/30/17	606,504.19	
Adjustments this month		
2017 FBCAD KR#02	53,820.34	
TOTAL 2017 RECEIVABLE		12,105,259.68
Collected since 09/30/17	0.00	
Collected this month	(2,505.78)	
TOTAL COLLECTED - 2017		(2,505.78)
TOTAL RECEIVABLE - 2017		12,102,753.90
TOTAL TAXES RECEIVABLE - ALL YEARS		<u>\$12,160,753.93</u>

FORT BEND COUNTY LEVEE IMPROVEMENT DISTRICT # 15 - ENDING: 10/31/2017

CASH BALANCE AT FISCAL YEAR BEGINNING

\$44,589.57

INCOME	Oct-17	Nov-17	Dec-17	Jan-18	Feb-18	Mar-18	Apr-18	May-18	Jun-18	Jul-18	Aug-18	Sep-18	TOTAL
BASE TAX COLLECTED	1,188.62	0.00	0.00	0.00	0.00	0.00	0.00	0.00	0.00	0.00	0.00	0.00	1,188.62
PENALTY & INTEREST	76.49	0.00	0.00	0.00	0.00	0.00	0.00	0.00	0.00	0.00	0.00	0.00	76.49
DTAF PENALTY	0.00	0.00	0.00	0.00	0.00	0.00	0.00	0.00	0.00	0.00	0.00	0.00	0.00
EARNED INTEREST	2.58	0.00	0.00	0.00	0.00	0.00	0.00	0.00	0.00	0.00	0.00	0.00	2.58
OVERPAYMENTS	1,784.89	0.00	0.00	0.00	0.00	0.00	0.00	0.00	0.00	0.00	0.00	0.00	1,784.89
RENDITION PENALTY	0.00	0.00	0.00	0.00	0.00	0.00	0.00	0.00	0.00	0.00	0.00	0.00	0.00
RETURNED CHECK FEE	0.00	0.00	0.00	0.00	0.00	0.00	0.00	0.00	0.00	0.00	0.00	0.00	0.00
TOTALS	3,052.58	0.00	0.00	0.00	0.00	0.00	0.00	0.00	0.00	0.00	0.00	0.00	3,052.58
3,052.58													
EXPENSES	Oct-17	Nov-17	Dec-17	Jan-18	Feb-18	Mar-18	Apr-18	May-18	Jun-18	Jul-18	Aug-18	Sep-18	TOTAL
TAX A/C CONSULTANT	4,968.70	0.00	0.00	0.00	0.00	0.00	0.00	0.00	0.00	0.00	0.00	0.00	4,968.70
TRANSFER-ROAD 2017	0.00	0.00	0.00	0.00	0.00	0.00	0.00	0.00	0.00	0.00	0.00	0.00	0.00
TRANSFER-ROAD 2016	0.00	0.00	0.00	0.00	0.00	0.00	0.00	0.00	0.00	0.00	0.00	0.00	0.00
TRANSFER-ROAD 2015	0.00	0.00	0.00	0.00	0.00	0.00	0.00	0.00	0.00	0.00	0.00	0.00	0.00
TRANSFER-ROAD 2014	0.00	0.00	0.00	0.00	0.00	0.00	0.00	0.00	0.00	0.00	0.00	0.00	0.00
TRANSFER-ROAD 2013	0.00	0.00	0.00	0.00	0.00	0.00	0.00	0.00	0.00	0.00	0.00	0.00	0.00
TRANSFER-ROAD 2012	0.00	0.00	0.00	0.00	0.00	0.00	0.00	0.00	0.00	0.00	0.00	0.00	0.00
TRANSFER-BOND FUNDS	0.00	0.00	0.00	0.00	0.00	0.00	0.00	0.00	0.00	0.00	0.00	0.00	0.00
TRANSFER: M&O - 2017	0.00	0.00	0.00	0.00	0.00	0.00	0.00	0.00	0.00	0.00	0.00	0.00	0.00
TRANSFER: M&O - 2016	777.28	0.00	0.00	0.00	0.00	0.00	0.00	0.00	0.00	0.00	0.00	0.00	777.28
TRANSFER: M&O - 2015	0.00	0.00	0.00	0.00	0.00	0.00	0.00	0.00	0.00	0.00	0.00	0.00	0.00
TRANSFER: M&O - 2014	0.00	0.00	0.00	0.00	0.00	0.00	0.00	0.00	0.00	0.00	0.00	0.00	0.00
TRANSFER: M&O - 2013	0.00	0.00	0.00	0.00	0.00	0.00	0.00	0.00	0.00	0.00	0.00	0.00	0.00
TRANSFER: M&O - 2012	0.00	0.00	0.00	0.00	0.00	0.00	0.00	0.00	0.00	0.00	0.00	0.00	0.00
TRANSFER: M&O - 2011	0.00	0.00	0.00	0.00	0.00	0.00	0.00	0.00	0.00	0.00	0.00	0.00	0.00
TRANSFER: M&O - 2010	0.00	0.00	0.00	0.00	0.00	0.00	0.00	0.00	0.00	0.00	0.00	0.00	0.00
TRANSFER: M&O - 2009	0.00	0.00	0.00	0.00	0.00	0.00	0.00	0.00	0.00	0.00	0.00	0.00	0.00
TRANSFER: M&O - 2008	0.00	0.00	0.00	0.00	0.00	0.00	0.00	0.00	0.00	0.00	0.00	0.00	0.00
PRIOR YEARS: M&O	0.00	0.00	0.00	0.00	0.00	0.00	0.00	0.00	0.00	0.00	0.00	0.00	0.00
OVERPAYMENT REFUND	0.00	0.00	0.00	0.00	0.00	0.00	0.00	0.00	0.00	0.00	0.00	0.00	0.00
PRIOR FYE - O/P'S	0.00	0.00	0.00	0.00	0.00	0.00	0.00	0.00	0.00	0.00	0.00	0.00	0.00
CAD ASSESSMENT	0.00	0.00	0.00	0.00	0.00	0.00	0.00	0.00	0.00	0.00	0.00	0.00	0.00
DEL TAX ATTY FEE	0.00	0.00	0.00	0.00	0.00	0.00	0.00	0.00	0.00	0.00	0.00	0.00	0.00
PRIOR FYE: DTAF	1,200.66	0.00	0.00	0.00	0.00	0.00	0.00	0.00	0.00	0.00	0.00	0.00	1,200.66
LEGAL NOTICES	428.40	0.00	0.00	0.00	0.00	0.00	0.00	0.00	0.00	0.00	0.00	0.00	428.40
BANK CHARGES	0.00	0.00	0.00	0.00	0.00	0.00	0.00	0.00	0.00	0.00	0.00	0.00	0.00
BOND \$10,000 (10/2018)	0.00	0.00	0.00	0.00	0.00	0.00	0.00	0.00	0.00	0.00	0.00	0.00	0.00
ESTIMATE OF VALUE	0.00	0.00	0.00	0.00	0.00	0.00	0.00	0.00	0.00	0.00	0.00	0.00	0.00
CERTIFICATE OF VALUE	0.00	0.00	0.00	0.00	0.00	0.00	0.00	0.00	0.00	0.00	0.00	0.00	0.00
CONTINUING DISCLOSURE	0.00	0.00	0.00	0.00	0.00	0.00	0.00	0.00	0.00	0.00	0.00	0.00	0.00
RENDITION PENALTY	0.00	0.00	0.00	0.00	0.00	0.00	0.00	0.00	0.00	0.00	0.00	0.00	0.00
CREDIT CARD	0.00	0.00	0.00	0.00	0.00	0.00	0.00	0.00	0.00	0.00	0.00	0.00	0.00
LASER CHECK FEE	0.00	0.00	0.00	0.00	0.00	0.00	0.00	0.00	0.00	0.00	0.00	0.00	0.00
POSTAGE	0.00	0.00	0.00	0.00	0.00	0.00	0.00	0.00	0.00	0.00	0.00	0.00	0.00
TOTAL	7,375.04	0.00	0.00	0.00	0.00	0.00	0.00	0.00	0.00	0.00	0.00	0.00	7,375.04
7,375.04													
Monthly Balance:	40,267.11	40,267.11	40,267.11	40,267.11	40,267.11	40,267.11	40,267.11	40,267.11	40,267.11	40,267.11	40,267.11	40,267.11	

CASH BALANCE AT MONTH END:

POTENTIAL LITIGATION REFUNDS: 2013-2016 \$11,348

\$40,267.11

DISBURSEMENTS AT:

NOVEMBER 27, 2017

1602	FORT BEND CENTRAL APPRAISAL DISTRICT	FBCAD EST 2ND QUARTERLY ASSESSMENT DUE DEC 31, 2017	\$ 20,101.00
1603	MOHAMMAD & LUBNA SIDDIQUI	2016 O/P#2749000010020907 IMPS REDUCED \$ 1,214.21 2015 O/P#2749000010020907 IMPS REDUCED \$ 570.68	\$ 1,784.89
1604	FORT BEND LID #15, OPERATING FUND	MAINTENANCE & OPERATIONS TAX TRANSFER	\$ 363.12
1605	TAX TECH, INCORPORATED	\$4,968.70 NOV 2017 TAX ASSESSOR FEE (2017: 4,517 ITEMS X \$1.10) \$2,213.33 POSTAGE BILLING 4,517 ITEMS X \$0.49	\$ 7,182.03

TOTAL DISBURSEMENTS:

\$ (29,431.04)

CHECKING ACCOUNT BALANCE: (WELLS FARGO BANK ACCOUNT)

\$10,836.07

FORT BEND COUNTY LEVEE IMPROVEMENT DISTRICT # 15 - ENDING: 10/31/2017

H I S T O R I C A L I N F O R M A T I O N

TAXABLE VALUE INFORMATION				TAX RATE INFORMATION				Total Tax Rate	Tax Year
Tax Year	Original Certified Value	Adjustments to Certified Value	Adjusted Assessed Value	Special Notes	Road Debt Service Tax Rate	Interest & Sinking Tax Rate	Maintenance & Operations Tax Rate		
2017	1,658,686,335	95,699,212	1,754,385,547		0.13500	0.41500	0.140	0.690	2017
2016	1,359,343,954	105,661,077	1,465,005,031		0.08000	0.56000	0.090	0.730	2016
2015	1,028,500,379	73,799,139	1,102,299,518		0.22339	0.45661	0.070	0.750	2015
2014	616,068,791	72,239,606	688,308,397		0.24885	0.32115	0.230	0.800	2014
2013	435,783,326	21,874,057	457,657,383		0.23803	0.41197	0.150	0.800	2013
2012	325,375,912	19,060,393	344,436,305		0.1500	0.500	0.150	0.800	2012
2011	304,838,434	6,214,237	311,052,671		0.000	0.650	0.150	0.800	2011
2010	243,164,582	34,326,922	277,491,504		0.000	0.694	0.106	0.800	2010
2009	222,074,900	15,267,350	237,342,250		0.000	0.600	0.100	0.700	2009
2008	178,341,096	(22,000)	178,319,096		0.000	0.600	0.100	0.700	2008
2007	118,371,430	13,880,240	132,251,670		0.000	0.430	0.270	0.700	2007
2006	45,785,110	30,008,756	75,793,866		0.000	0.000	0.700	0.700	2006
2005	8,382,790	612,500	8,995,290		0.000	0.000	0.700	0.700	2005
2004	1,927,010	0	1,927,010		0.000	0.000	0.600	0.600	2004

TAXABLE LEVY INFORMATION						BASE TAX RECEIVABLES			
Tax Year	Total Original Levy	Total Adjustments to Levy	Total Adjusted Levy	Total Base Tax Collected	Balance	Reserve for Uncollectible	Total Base Tax Receivable	Total Percent Collected	Tax Year
2017	11,444,935.15	660,324.53	12,105,259.68	(2,505.78)	12,102,753.90	0.00	12,102,753.90	0.02%	2017
2016	9,923,210.08	771,325.89	10,694,535.97	(10,668,639.74)	25,896.23	0.00	25,896.23	99.76%	2016
2015	7,713,753.34	553,493.61	8,267,246.95	(8,251,472.58)	15,774.37	0.00	15,774.37	99.81%	2015
2014	4,928,550.34	577,916.84	5,506,467.18	(5,500,093.19)	6,373.99	0.00	6,373.99	99.88%	2014
2013	3,486,266.61	174,992.46	3,661,259.07	(3,656,138.75)	5,120.32	0.00	5,120.32	99.86%	2013
2012	2,603,007.31	152,483.15	2,755,490.46	(2,750,655.34)	4,835.12	0.00	4,835.12	99.82%	2012
2011	2,438,707.47	49,713.90	2,488,421.37	(2,488,421.37)	0.00	0.00	0.00	100.00%	2011
2010	1,945,316.66	274,615.38	2,219,932.04	(2,219,932.04)	0.00	0.00	0.00	100.00%	2010
2009	1,554,524.30	106,871.45	1,661,395.75	(1,661,395.75)	0.00	0.00	0.00	100.00%	2009
2008	1,248,387.67	(154.00)	1,248,233.67	(1,248,233.67)	0.00	0.00	0.00	100.00%	2008
2007	828,600.01	97,161.68	925,761.69	(925,761.69)	0.00	0.00	0.00	100.00%	2007
2006	320,495.77	210,061.29	530,557.06	(530,557.06)	0.00	0.00	0.00	100.00%	2006
2005	58,679.53	4,287.50	62,967.03	(62,967.03)	0.00	0.00	0.00	100.00%	2005
2004	11,562.06	0.00	11,562.06	(11,562.06)	0.00	0.00	0.00	100.00%	2004
					12,160,753.93	0.00	12,160,753.93	(ALL YEARS)	

MAINTENANCE TAX LEVY						M & O RECEIVABLES				
Tax Year	Total Original M & O Levy	Total Adjustments to M & O Levy	Total M & O Levy	M & O Collected	Balance	Tax Administration Budget	Reserve for M & O Uncollectible	Total M & O Receivable	Total Percent Collected	Tax Year
2017	2,322,160.76	133,978.89	2,456,139.65	(508.42)	2,455,631.23	0.00	0.00	2,455,631.23	0.02%	2017
2016	1,223,409.46	95,094.97	1,318,504.43	(1,315,311.75)	3,192.69	0.00	0.00	3,192.69	99.76%	2016
2015	719,950.31	51,659.40	771,609.72	(770,137.44)	1,472.27	0.00	0.00	1,472.27	99.81%	2015
2014	1,416,958.22	166,151.09	1,583,109.31	(1,581,276.79)	1,832.52	0.00	0.00	1,832.52	99.88%	2014
2013	653,674.99	32,811.09	686,486.08	(685,526.02)	960.06	0.00	0.00	960.06	99.86%	2013
2012	488,063.87	28,590.59	516,654.46	(515,747.88)	906.59	0.00	0.00	906.59	99.82%	2012
2011	457,257.65	9,321.36	466,579.01	(466,579.01)	0.00	0.00	0.00	0.00	100.00%	2011
2010	257,754.46	36,386.54	294,141.00	(294,141.00)	0.00	0.00	0.00	0.00	100.00%	2010
2009	222,074.90	15,267.35	237,342.25	(237,342.25)	0.00	0.00	0.00	0.00	100.00%	2009
2008	178,341.10	(22.00)	178,319.10	(178,319.10)	0.00	0.00	0.00	0.00	100.00%	2008
2007	319,602.86	37,476.65	357,079.51	(357,079.51)	0.00	0.00	0.00	0.00	100.00%	2007
2006	320,495.77	210,061.29	530,557.06	(519,557.06)	11,000.00	(11,000.00)	0.00	0.00	100.00%	2006
2005	58,679.53	4,287.50	62,967.03	(62,967.03)	0.00	0.00	0.00	0.00	100.00%	2005
2004	11,562.06	0.00	11,562.06	(11,562.06)	0.00	0.00	0.00	0.00	100.00%	2004
					2,474,995.35	(11,000.00)	0.00	2,463,995.35 (ALL YEARS)		

ROAD DEBT SERVICE TAX LEVY						ROAD D/S RECEIVABLES			
Tax Year	Total Original ROAD D/S LEVY	Total Adjustments to ROAD D/S LEVY	Total ROAD D/S Levy	ROAD D/S Collected	Balance	Reserve for ROAD D/S Uncollectible	Total ROAD D/S Receivable	Total Percent Collected	Tax Year
2017	2,239,226.44	129,193.93	2,368,420.37	(490.26)	2,367,930.11	0.00	2,367,930.11	0.02%	2017
2016	1,087,475.08	84,528.86	1,172,003.94	(1,169,166.00)	2,837.94	0.00	2,837.94	99.76%	2016
2015	2,297,567.14	164,859.92	2,462,427.06	(2,457,728.61)	4,698.45	0.00	4,698.45	99.81%	2015
2014	1,533,087.19	179,768.26	1,712,855.45	(1,710,872.74)	1,982.71	0.00	1,982.71	99.88%	2014
2013	1,037,295.05	52,066.82	1,089,361.87	(1,087,838.38)	1,523.49	0.00	1,523.49	99.86%	2013
2012	488,063.87	28,590.59	516,654.46	(515,747.88)	906.59	0.00	906.59	99.82%	2012
					2,379,879.28	0.00	2,379,879.28	(ALL YEARS)	

Fort Bend County Levee Improvement District No. 15
After Action Plan
Project Progress List

Project Number	Project Description	Estimated Cost	Estimated Completion Time	Status of Project	Responsible Party
1	Federal Grants and Reimbursement - Engage FEMA Consultant	TBD	30 days	Complete	Muller
2	Expansion of District Website Communications	TBD	TBD	Under development	Muller/Off Cinco
3	Expansion of Emergency Notification System	<\$10,000	30 days	Underway	Muller/Off Cinco/Classic Messaging
4	Answering Service During Emergency Conditions	TBD	TBD	Under development	Muller
5	Community Outreach / Live Webcasts	TBD	TBD	Under development	Muller
6	Coordination with other Governmental Agencies / Protocol for LID rep to report to District	<\$10,000	30 days	Under development	Muller/Costello/LMS
7	Evacuation Orders - Expand / Expedite ability to distribute information to District	TBD	TBD	Under development	Muller
8	Law Enforcement - Protocol with MUDs to communicate needs and explore supplemental security services	<\$10,000	30 days	Under development	Muller
9	Debris Removal - Communicate with County and staging area	<\$10,000	TBD	Under development	Muller
10	Prequalify Contractors/Vendors for Recovery Needs	<\$10,000	60 days	Under development	Muller/LMS
11	Pre-establish procedure and budgets for emergency operations / change order approvals	<\$10,000	90 days	Under development	Muller
12	Construction of 200,000 GPM Lost Creek Pump Station (pro rated 34.1%)	\$3,275,000	730 days	Under development	Costello
13	Construction of all weather surface on levee top (21,700-ft @ \$60/ft)	\$1,300,000	TBD	Preliminary Planning	Costello
14	Construction of lighting package at SBC pump station (pro rated 55%)	TBD	120 days	Under development	Costello
15	Construction of staff gauges at SBC pump station (pro rated 55%)	\$5,500	90 days	Under development	Costello
16	Construction of lighting package at Alcorn Pump Station	TBD	120 days	Under development	Costello
17	Construction of lighting package at Pecan Manor Outfall	TBD	120 days	Under development	Costello
18	Construction of lighting package at Pond AS12 Outfall	TBD	120 days	Under development	Costello
19	Construction of staff gauges at Alcorn Pump Station	\$10,000	90 days	Under development	Costello
20	Construction of staff gauges at Pecan Manor Outfall	\$10,000	90 days	Under development	Costello
21	Construction of staff gauges at Pond AS 12 Outfall	\$10,000	90 days	Under development	Costello
22	Construction of watershed interconnect between Snake Slough and SBC (priorated 33%)	\$312,000	270 days	Preliminary Planning	Costello
23	Construction of watershed interconnect between SBC and Alcorn Bayou (pro rated 50%)	\$288,000	180 days	Preliminary Planning	Costello
24	Construction of watershed interconnect between Snake Slough and Alcorn Bayou	TBD	TBD	Under development	Costello
25	Development of video monitoring at Pump Stations	TBD	270 days	Under development	Costello
26	Construction of bunk house/headquarters for LID 19/LID 15 system (pro rated 50%)	\$300,000	365 days	Preliminary Planning	Costello
27	Construction of conveyance improvements for Steep Bank Creek (pro rated 34.1%)	TBD	TBD	Under development	Costello
28	Digital information boards for emergency information located in the District	TBD	120 days	Under development	Muller
29	Construction of Snake Slough Pump Station (pro rated 50%)	\$1,440,000	550 days	Preliminary Design	Costello
30	Construction of driveway from Levee to Alcorn Pump Station	\$40,000	120 days	Preliminary Design	Costello
31	Remove pipe culverts at pipeline crossing east of Avalon	<\$5,000	30 days	Under development	Costello
32	Construction of outfall southeast corner of Prestwick and overflow path	\$120,000	180 days	Preliminary Design	Costello

FORT BEND COUNTY LEVEE IMPROVEMENT DISTRICT NO. 15
SUMMARY OF CASH TRANSACTIONS
FOR THE PERIOD OCTOBER 1, 2017 THROUGH NOVEMBER 28, 2017

		(Unaudited)			
		GENERAL FUND =====	CAPITAL PROJECTS FUND =====	DEBT SERVICE FUND - LEVEE =====	DEBT SERVICE FUND - ROAD =====
BALANCE	1-Oct-2017	\$144,682.14	\$0.00	\$0.00	\$0.00
RECEIPTS		8,433.73	0.00	500.00	0.00
DISBURSEMENTS		(163,296.80)	(20,525.86)	(2,500.00)	0.00
INVESTMENT PROCEEDS		150,000.00	20,525.86	2,000.00	0.00
INVESTMENT PURCHASES		(22,525.86)	0.00	0.00	0.00
TRANSFERS		0.00	0.00	0.00	0.00
BALANCE	31-Oct-2017	<u>\$117,293.21</u>	<u>\$0.00</u>	<u>\$0.00</u>	<u>\$0.00</u>
CURRENT MONTHS ACTIVITY:					
RECEIPTS		1,600.00	0.00	0.00	0.00
DISBURSEMENTS		(147,014.49)	(122,653.29)	(5,000.00)	(5,000.00)
INVESTMENT PROCEEDS		0.00	0.00	0.00	0.00
INVESTMENT PURCHASES		0.00	0.00	0.00	0.00
TRANSFERS		0.00	0.00	0.00	0.00
CURRENT CASH BALANCE		<u>(28,121.28)</u>	<u>(122,653.29)</u>	<u>(5,000.00)</u>	<u>(5,000.00)</u>
CURRENT INVESTMENTS		<u>1,596,312.39</u>	<u>2,440,759.36</u>	<u>7,683,945.85</u>	<u>1,147,587.05</u>
CASH BALANCES	28-Nov-2017	<u><u>\$1,568,191.11</u></u>	<u><u>\$2,318,106.07</u></u>	<u><u>\$7,678,945.85</u></u>	<u><u>\$1,142,587.05</u></u>
OPERATING RESERVE (1 YR EXPENSES)		\$1,461,936.00			
ADVANCE FROM MERITAGE - ANNEX		\$4,080.03			
AVAILABLE GENERAL FUNDS		\$102,175.08			
SERIES 2013 ROADS: HOLD FOR SIGNAL @ CABRERA PROJECT			\$249,554.43		
SERIES 2014 ROADS			\$141,151.56		
SERIES 2015A LEVEE:			\$554,286.62		
SERIES 2015 ROADS: ALLOCATED TO CABRERA RD CONSTR PROJECT			\$90,830.04		
SERIES 2017 LEVEE			\$474,049.23		
SERIES 2017 PARK			\$808,234.19		
DUE FUTURE LEVEE BONDS		\$0.00			

AVANTA Services 5635 Northwest Central Drive, Suite 104E, Houston, Texas 77092 (713) 934.9110 (713) 934.9107 Fax (713) 934.9443 pelightbody@avantaserv.com

**FORT BEND COUNTY LEVEE IMPROVEMENT DISTRICT NO. 15
CASH TRANSACTIONS**

<u>Vendor/Customer</u>	<u>Document Number</u>	<u>Date</u>	<u>Description</u>	<u>Receipts</u>	<u>Disbursements</u>
FOR THE ONE MONTH ENDED OCTOBER 31, 2017					
GENERAL FUND					
UNITED STATES TREASURY	1123	10/05/17	941 - 3RD QTR 2017	-	482.00
8 BLDR PERMIT FEES	R001	10/05/17	8 BLDR PERMIT FEES	800.00	-
GROVES, DARRELL W.	1125	10/24/17	PAYROLL - 9/26, 9/29, 10/4, 10/8, 10/10, & 10/14	-	851.00
KURKJIAN, TERESA C.	1126	10/24/17	PAYROLL - 9/26	-	141.73
YONISH, FRANK A.	1127	10/24/17	PAYROLL - 9/26, 10/3, & 10/10	-	486.19
BERG-OLIVER ASSOCIATES, INC.	1128	10/24/17	ENVIRO SERVICE- NUTRIA	-	260.00
CAVALLO ENERGY TEXAS LLC	1129	10/24/17	SERVICE FROM 09/18 TO 10/10/17	-	2,142.67
COSTELLO, INC.	1130	10/24/17	SERVICES THRU 09/30/2017	-	39,692.90
CYPRESS CONCEPTS	1131	10/24/17	STREET CLEANING - SEPT 2017	-	3,612.00
FORT BEND CO. LID NO. 19	1132	10/24/17	MOSQUITO FOGGING- SEPT & OCT 2017	-	12,094.60
LLOYD GOSSELINK ROCHELLE TOWNS	1133	10/24/17	VOID	-	-
LEVEE MANAGEMENT SERVICES LLC	1134	10/24/17	SERVICES - HARVEY & OCT 2017	-	18,249.50
THE MULLER LAW GROUP, PLLC	1135	10/24/17	SERVICES THRU 10/17/2017 (2 MOS)	-	38,376.75
OFF CINCO	1136	10/24/17	WEBSITE - SEPT 2017	-	385.00
STEWART TITLE	1137	10/24/17	OWNERSHIP & LIEN REPORT	-	200.00
STORM WATER SOLUTIONS	1138	10/24/17	RIVERSTONE SWMP- 3RD QTR 2017	-	7,792.50
YELLOWSTONE LANDSCAPE	1139	10/24/17	SERVICES SEPT 2017 7 INVOICES	-	27,553.00
LLOYD GOSSELINK ROCHELLE TOWNS	1144	10/24/17	SERVICES- SEPT 2017	-	10,958.96
BANK ACCT MAINT FEE	J005	10/16/17	BANK ACCT MAINT FEE	-	18.00
9 BLDR PERMITS	R003	10/19/17	9 BLDR PERMITS	900.00	-
TRF FROM TAX TO GOF	R004	10/25/17	TRF FROM TAX TO GOF	777.28	-
SWMP - FB 149 - 2ND QTR 17 REIMB	R005	10/30/17	SWMP - FB 149 - 2ND QTR 17	1,990.63	-
SWMP - FB 128 - 2ND/3RD QTR	R006	10/30/17	SWMP - FB 128 - 2ND/3RD QTR	3,938.76	-
COMPASS INT CK .15%	J003	10/31/17	COMPASS INT CK .15%	27.06	-
GENERAL FUND TOTALS				\$8,433.73	\$163,296.80
CAPITAL PROJECTS FUND					
COSTELLO, INC.	1141	10/24/17	CPF- SW PUMP ST THRU 9/30/17	-	4,282.78
THE MULLER LAW GROUP, PLLC	1142	10/24/17	CPF- CONSTR THRU 10/12/2017	-	2,128.75
QUADVEST CONSTRUCTION	1143	10/24/17	CPF-SER17-ALCORN BAYOU PUMP ST # 16	-	14,114.33
CAPITAL PROJECTS FUND TOTALS				\$0.00	\$20,525.86
DEBT SERVICE FUND - LEVEE IMPROVEMENTS					
WELLS FARGO REFUND- INV ERROR	R002	10/04/17	WELLS FARGO REFUND- INV ERROR	500.00	-
OMNICAP GROUP LLC	1140	10/24/17	DSF-EXCESS EARN-CALC- SER06	-	2,500.00
DEBT SERVICE FUND TOTALS				\$500.00	\$2,500.00
DEBT SERVICE FUND - ROAD IMPROVEMENTS					
DEBT SERVICE FUND TOTALS				\$0.00	\$0.00

**FORT BEND COUNTY LEVEE IMPROVEMENT DISTRICT NO. 15
CASH TRANSACTIONS**

Vendor/Customer	Document Number	Date	Description	Receipts	Disbursements
FOR THE PERIOD ENDED NOVEMBER 28, 2017					
GENERAL FUND					
16 BUILDER PERMITS	R007	11/17/17	16 BUILDER PERMITS	1,600.00	-
GROVES, DARRELL W.	1145	11/28/17	PAYROLL - 9/29, 10/4, 10/8, 10/10, 10/14, 10/24/17	-	851.75
YONISH, FRANK A.	1146	11/28/17	PAYROLL - 10/24 & 11/3/17	-	306.48
PAMELA M. LOGSDON CPA	1147	11/28/17	SERVICES - APRIL & MAY 2017	-	4,416.14
ASSOCIATION OF WATER BOARD	1148	11/28/17	ANNUAL MEMBERSHIP	-	650.00
BERG-OLIVER ASSOCIATES, INC.	1149	11/28/17	ENVIRO SERVICE- NUTRIA	-	1,981.39
CAVALLO ENERGY TEXAS LLC	1150	11/28/17	6019 1/2 NOWLANDS RUN	-	2,956.20
COSTELLO, INC.	1151	11/28/17	SERVICES THRU 10/31/2017	-	21,230.89
CYPRESS CONCEPTS	1152	11/28/17	STREET CLEANING - OCT 2017	-	3,612.00
FORT BEND CO. LID NO. 19	1153	11/28/17	JTPS- 3RD QTR 2017 & MOSQ FOG	-	28,874.73
LLOYD GOSSELINK ROCHELLE TOWNS	1154	11/28/17	SERVICES THRU 10/31/217	-	12,543.12
LEVEE MANAGEMENT SERVICES LLC	1155	11/28/17	SERVICES - NOV 2017	-	10,406.33
OFF CINCO	1156	11/28/17	WEBSITE - OCT 2017	-	385.00
YELLOWSTONE LANDSCAPE	1157	11/28/17	SERVICES - OCT 2017	-	44,693.40
THE MULLER LAW GROUP, PLLC	1160	11/28/17	SERVICES THRU 11/22/17	-	13,945.00
YONISH, FRANK A.	1163	11/28/17	PAYROLL - 11/27/17	-	162.06
GENERAL FUND TOTALS				\$1,600.00	\$147,014.49
CAPITAL PROJECTS FUND					
COSTELLO, INC.	1158	11/28/17	CPF- SW PUMP ST	-	28,822.16
JAHO INC	1159	11/28/17	CPF-SER15RD-PAVE CABRERA	-	87,483.63
THE MULLER LAW GROUP, PLLC	1161	11/28/17	CPF-CONSTR THRU 11/22/17	-	6,347.50
CAPITAL PROJECTS FUND TOTALS				\$0.00	\$122,653.29
DEBT SERVICE FUND - LEVEE IMPROVEMENTS					
OMNICAP GROUP LLC	1162	11/28/17	DSF-SER08 - FINAL REPORT		5,000.00
DEBT SERVICE FUND TOTALS				\$0.00	\$5,000.00
DEBT SERVICE FUND - ROAD IMPROVEMENTS					
OMNICAP GROUP LLC	1162	11/28/17	DSF-SER07 - FINAL REPORT		5,000.00
DEBT SERVICE FUND TOTALS				\$0.00	\$5,000.00

FORT BEND COUNTY LEVEE IMPROVEMENT DISTRICT NO. 15

November 28, 2017

(Unaudited)

SUMMARY OF INVESTMENTS

BANK	ACCT #	RATE	PURCHASE DATE	MATURITY DATE	AMOUNT
GENERAL FUND					
MAX INVESTMENT PERIOD -- 12 MONTHS --					
TEXSTAR	26713-1111-0	1.0482%			\$ 1,248,909.34
COMPASS BANK MMA	6729776570	0.2000%			\$ 347,403.05
TOTAL GENERAL FUND INVESTMENTS					\$1,596,312.39
CAPITAL PROJECTS FUND					
MAX INVESTMENT PERIOD -- 12 MONTHS --					
TEXSTAR - SER 2013 ROADS	26713-1195-0	1.0482%			\$ 249,554.43
TEXSTAR - SER 2014 ROADS	26713-1196-0	1.0482%			\$ 141,151.56
TEXSTAR - SER 2015 LEVEE	26713-1197-0	1.0482%			\$ 560,634.12
TEXSTAR - SER 2015 ROADS	26713-1198-0	1.0482%			\$ 178,313.67
TEXSTAR - SER 2017 LEVEE	26713-1200-0	1.0482%			\$ 502,871.39
TEXSTAR - SER 2017 PARKS	26713-2017-0	1.0482%			\$ 808,234.19
TOTAL CAPITAL PROJECTS FUND INVESTMENTS					\$2,440,759.36
DEBT SERVICE FUND					
MAX INVESTMENT PERIOD -- 12 MONTHS --					
TEXSTAR - LEVEE IMPROV	26713-1023-0	1.0482%			\$ 5,879,774.45
COMPASS BANK MMA	2530962930	0.2000%			\$ 1,068,439.52
CENTRAL BANK CD - LEVEE	66000083	1.2500%	25-Aug-17	26-Aug-18	\$ 246,840.19
INDEPENDENT BANK CD - LEV.	530548	0.9000%	27-Aug-17	27-Aug-18	\$ 247,660.85
PLAINS STATE BK CD - LEVEE	4127500	1.2000%	27-Aug-17	27-Aug-18	\$ 241,230.84
TOTAL DEBT SERVICE - LEVEE					\$ 7,683,945.85
TEXSTAR - ROAD IMPROV.	26713-1025-0	1.0482%			\$ 1,147,587.05
COMPASS BANK CD - ROADS	1007468679				\$ -
TOTAL DEBT SERVICE - ROADS					\$ 1,147,587.05
TOTAL DEBT SERVICE FUND INVESTMENTS					\$ 8,831,532.90

BONDS SOLD:

SERIES 2010	\$3,975,000	Net effective rate: 5.099642%	Sale 06/28/10	Funded 07/27/10	
SERIES 2012	\$7,990,000	Net effective rate: 4.478232%	Sale 02/27/12	Funded 03/27/12	
SERIES 2013	\$6,000,000	Net effective rate: 3.910418%	Sale 02/25/13	Funded 03/28/13	
SERIES 2013	\$6,505,000	Net effective rate: 4.699884%	Sale 07/11/13	Funded 08/15/13	- Refunding bonds
SERIES 2013A	\$11,200,000	Net effective rate: 4.811694%	Sale 07/30/13	Funded 08/27/13	(Road Bonds)
SERIES 2014	\$7,625,000	Net effective rate: 3.408636%	Sale 08/25/14	Funded 09/23/14	(Road Bonds)
SERIES 2015	\$3,975,000	Net effective rate: 3.715374%	Sale 06/22/15	Funded 07/28/15	(Road Bonds)
SERIES 2015A	\$20,250,000	Net effective rate: 3.3907940%	Sale 09/29/15	Funded 10/27/15	
SERIES 2015	\$5,360,000	Net effective rate: 3.285542%	Sale 10/14/15	Funded 11/12/15	- Refunding bonds
SERIES 2016	\$4,250,000	Net effective rate: 2.911738%	Sale 08/16/16	Funded 09/14/15	- Refunding bonds (Road)
SERIES 2017	\$17,770,000	Net effective rate: 3.519298%	Sale 01/23/17	Funded 02/28/17	
SERIES 2017	\$11,750,000	Net effective rate: 1.407424%	Sale 07/26/17	Funded 07/27/17	- Park Bonds
SERIES 2017	\$3,715,000	Net effective rate: 3.478967%	Sale 07/24/17	Funded 08/24/17	- Refunding bonds

PUBLIC FUNDS INVESTMENT ACT TRAINING REQUIREMENT

ACCOUNTANT - PAMELA LOGSDON

COMPLETED - MAY 2017

SCHEDULE OF DEBT SERVICE PAYMENTS

	DUE DATE	PRINCIPAL	SEMI-ANNUAL INTEREST	TOTAL	ANNUAL AMOUNT DUE
FY 2018	1-Mar-2018		1,661,681.88	1,661,681.88	
FY 2018	1-Sep-2018	5,820,000.00	1,627,322.50	7,447,322.50	<u>\$9,109,004.38</u>
FY 2019	1-Mar-2019		1,581,047.51	1,581,047.51	
FY 2019	1-Sep-2019	5,885,000.00	1,581,047.51	7,466,047.51	<u>\$9,047,095.02</u>

FORT BEND COUNTY LEVEE IMPROVEMENT DISTRICT NO. 15

GENERAL FUND

STATEMENT OF REVENUES AND EXPENDITURES FOR THE ONE MONTH ENDED OCTOBER 31, 2017


	--Current Period--	Year-to-Date			Annual
	Actual	Actual	Budget	Variance	Budget
REVENUES					
PROPERTY TAX REVENUE	777.28	777.28	0.00	777.28	2,395,000.00
INTEREST ON INVESTMENTS	1,309.58	1,309.58	1,250.00	59.58	15,000.00
DEVELOPER PERMIT FEES	1,700.00	1,700.00	1,000.00	700.00	12,000.00
MISC REVENUES	0.00	0.00	0.00	0.00	0.00
TOTAL REVENUES	3,786.86	3,786.86	2,250.00	1,536.86	2,422,000.00
EXPENDITURES					
PROFESSIONAL FEES					
AUDITING FEES	0.00	0.00	0.00	0.00	13,500.00
LEGAL - GENERAL SERVICES	0.00	0.00	10,000.00	(10,000.00)	120,000.00
LEGAL - CONSTRUCTION	0.00	0.00	0.00	0.00	0.00
LEGAL - PARK	0.00	0.00	0.00	0.00	0.00
LEGAL - OTHER	12,543.12	12,543.12	7,000.00	5,543.12	55,000.00
ENGINEERING FEES - GENERAL	3,010.00	3,010.00	6,666.00	(3,656.00)	80,000.00
ENGINEERING FEES - SPECIAL PROJECT	15,326.51	15,326.51	2,500.00	12,826.51	30,000.00
CONTRACTED SERVICES					
ACCOUNTANT FEES	0.00	0.00	2,000.00	(2,000.00)	24,000.00
OPERATOR FEES - ROUTINE	7,645.00	7,645.00	9,000.00	(1,355.00)	108,000.00
OPERATOR FEES - SPECIAL PROJECTS	0.00	0.00	3,000.00	(3,000.00)	25,000.00
REPAIRS, MAINTENANCE & PERMITS					
MAINT & REPAIRS- FACILITIES- ROUTINE	0.00	0.00	6,666.00	(6,666.00)	80,000.00
MAINT - YELLOWSTONE (MOW, TRIM, ETC)	44,693.40	44,693.40	20,650.00	24,043.40	247,805.00
WETLANDS MAINT - YELLOWSTONE	0.00	0.00	7,358.00	(7,358.00)	88,300.00
SPECIAL PROJECTS - YELLOWSTONE	0.00	0.00	10,000.00	(10,000.00)	50,000.00
MAINTENANCE - ROADS	3,612.00	3,612.00	3,625.00	(13.00)	43,500.00
MAINTENANCE - PARKS	0.00	0.00	0.00	0.00	436,019.00
MAINTENANCE - OTHER	2,226.00	2,226.00	10,000.00	(7,774.00)	30,000.00
MAINT & REPAIRS- SPECIAL PROJECTS	0.00	0.00	0.00	0.00	0.00
CORP. PERMIT COMPLIANCE	1,981.39	1,981.39	2,916.00	(934.61)	35,000.00
STORM WATER COMPLIANCE / PERMIT	0.00	0.00	0.00	0.00	4,375.00
EMERGENCY MEASURES PROGRAM	0.00	0.00	0.00	0.00	0.00
DEVELOPER PERMIT FEES	330.00	330.00	600.00	(270.00)	7,200.00
LEVEE INSPECTION/ RECERTIFICATION	0.00	0.00	0.00	0.00	2,000.00
PERMIT FEES	0.00	0.00	0.00	0.00	0.00
UTILITIES - ALCORN BAYOU PUMP ST	2,956.20	2,956.20	6,250.00	(3,293.80)	75,000.00
TELEPHONE - ALCORN BAYOU PUMP ST	0.00	0.00	83.00	(83.00)	1,000.00
JOINT PUMP STATION EXPENSES	0.00	0.00	0.00	0.00	88,387.00
ADMINISTRATIVE EXPENSES					
DIRECTOR FEES	2,700.00	2,700.00	1,000.00	1,700.00	12,000.00
PRINTING/OFFICE SUPPLIES	0.00	0.00	275.00	(275.00)	3,300.00
POSTAGE	0.00	0.00	0.00	0.00	0.00
INSURANCE	24,055.70	24,055.70	32,000.00	(7,944.30)	32,000.00
LEGAL NOTICES	0.00	0.00	0.00	0.00	0.00
TRAVEL AND EXPENSES	179.55	179.55	416.00	(236.45)	5,000.00
PUBLIC COMMUNICATIONS	385.00	385.00	416.00	(31.00)	5,000.00
MEETING EXPENSES	0.00	0.00	50.00	(50.00)	600.00
PAYROLL TAXES	206.56	206.56	75.00	131.56	900.00
BANK CHARGES	36.00	36.00	37.00	(1.00)	450.00
DUES	0.00	0.00	0.00	0.00	8,600.00
OTHER EXPENSES	0.00	0.00	0.00	0.00	0.00
TOTAL EXPENDITURES FROM OPERATIONS	121,886.43	121,886.43	142,583.00	(20,696.57)	1,711,936.00

FORT BEND COUNTY LEVEE IMPROVEMENT DISTRICT NO. 15

GENERAL FUND

STATEMENT OF REVENUES AND EXPENDITURES FOR THE ONE MONTH ENDED OCTOBER 31, 2017

	--Current Period-- Actual	Year-to-Date			Annual Budget
		Actual	Budget	Variance	
EXCESS REVENUES (EXP) FROM OPERATIONS	(118,099.57)	(118,099.57)	(140,333.00)	22,233.43	710,064.00
GOVT AGENCY CONTRIBUTION	0.00	0.00	0.00	0.00	0.00
CAPITAL OUTLAY - LAND	0.00	0.00	0.00	0.00	0.00
FUTURE REIMB - LEVEE BONDS	(2,804.38)	(2,804.38)	0.00	(2,804.38)	0.00
FUTURE REIMB - ROAD BONDS	0.00	0.00	0.00	0.00	0.00
FUTURE REIMB - PARK BONDS	0.00	0.00	0.00	0.00	0.00
FUTURE REIMB - PARK BONDS	0.00	0.00	0.00	0.00	0.00
TFR FROM CAPITAL PROJECTS FUND	0.00	0.00	0.00	0.00	0.00
EXCESS REVENUES (EXPENDITURES)	(120,903.95)	(120,903.95)	(140,333.00)	19,429.05	710,064.00



Levee Management Services, LLC

Fort Bend LID 15

Monthly Report

November 28, 2017



Fort Bend County LID #15

Monthly Report

Summary:

Since the last meeting date LMS continues to make levee and outfall structure rounds. We are also making progress taking care of active issues and moving them to the archived tab on our website for board review. Listed below are some of the items we have been addressing.

Levee:

- Trash and debris cleared from district.
- District fencing repairs complete.
- Completed last quarter ant bait treatment of levee system.

Ditches/Detention:

- Trash and debris throughout all drainage facilities, clean-up is in progress.
 - Alcorn Bayou

Outfalls/Pump Station:

- Cleared flap gates of trash and debris after river event.
- Erosion issue along drainage channel needs regraded. #12414
- Heavy silt buildup on concrete structure, work has been completed.
- Pump Station commissioning almost complete, final punch list of items.
 - No update at this time.

Discussion Topics:

- *FEMA documentation for 4332 has begun.*
- *4269 and 4272 are still under review.*



Action Item List:

1. Alcorn Bayou Storm Water Pump Station
 - a. No pay application this month.
2. **Clements Crossing (Howard Tract) Clearing, Detention and Mass Grading**
 - a. Pay application no. 2 - \$297,581.06 to Triple B Services, LLP and they requested a 3 day extension to the contract for wet weather. Recommend payment and the extension. Of the total, \$249,510.20 is LID 15 share and \$48,070.86 is developer share.
3. **Paving for Cabrera Drive from University Boulevard to LJ Parkway**
 - a. Pay application no. 5 & final - \$87,483.63 to Jaho, Inc. and no extension to the contract was requested. Recommend payment.
 - b. Final quantity adjustment – Net deduct of \$29,738.44 to the contract to delete unused supplemental items and adjust quantities for actual field measurements.
 - c. Certificate of completion is attached.
 - d. Item can be removed from the agenda.
4. Signal at Cabrera Drive and University Boulevard
 - a. No pay application this month.
5. **Bond Issue No. 14 : Preparation underway including the Snake Slough pump station.**
6. **Wetlands Park Grading (Preparation for Planting)**
 - a. Pay application no. 2 & final - \$4,205.35 to Lindsey Construction, Inc. and no extension to the contract was requested. Recommend payment.
 - b. Final quantity adjustment – Net deduct of \$31,143.49 to the contract to delete unused supplemental items and adjust quantities for actual field measurements.
 - c. Certificate of completion is attached.
 - d. Site prepared for wetlands planting.
7. Consider annexation of 97 acre parcel north of Hagerson Road. The feasibility report was previously provided for your consideration. It has been provided again for the proposed tax rate.
8. The Recommendations for Improvements/Expansion of the overall storm water system from Hurricane Harvey is provided for discussion.
9. Add items to the agenda for next month: None
10. Misc. Items :
 - a. Approve miscellaneous easements and accept deeds as necessary.

Presented by:
Chad E. Hablinski, P.E.
Costello, Inc.

W:\1998\98030\100\meetings\2017\November.docx



Ft. Bend County LID 15
Status Report
November 28, 2017

North Wetland Park (H15049)

Contractor is DL Meacham, LP.

No action items

Contract Amount	\$ 1,718,021.61
Change Orders to Date	\$ 4,243.75
<i>Change Order No. 1 dated</i>	<i>\$ 4,243.75</i>
Total Contract	\$ 1,722,265.36

<i>Application No. 1 dated 12/5/16</i>	<i>\$ 37,800.00</i>
<i>Application No. 2 dated 12/14/16</i>	<i>\$ 9,308.19</i>
<i>Application No. 3 dated 12/22/16</i>	<i>\$ 16,120.77</i>
<i>Application No. 4 dated 2/6/17</i>	<i>\$ 56,320.10</i>
<i>Application No. 5 dated 3/14/17</i>	<i>\$ 97,371.37</i>
<i>Application No. 6 dated 3/23/17</i>	<i>\$ 106,561.13</i>
<i>Application No. 7 dated 4/25/17</i>	<i>\$ 96,876.45</i>
<i>Application No. 8 dated 5/18/17</i>	<i>\$ 240,277.16</i>
<i>Application No. 9 dated 6/27/17</i>	<i>\$ 219,138.95</i>
<i>Application No. 10 dated 8/24/17</i>	<i>\$ 310,601.73</i>
<i>Application No. 11 dated 8/24/17</i>	<i>\$ 350,478.37</i>
<i>Application No. 12 dated 8/24/17</i>	<i>\$ 2,770.20</i>
<i>Application No. 13 dated 10/23/17</i>	<i>\$ 3,324.24</i>
Balance Remaining on Contract	\$ 175,366.10

North Entrance Park (H15550)

Contractor is Plantation, Irrigation and Landscaping, Inc. Project is underway.

Project is complete

TBG recommends Final Acceptance

Contract Amount	\$ 70,495.00
Change Orders to Date	\$ 5,550.00
<i>Change Order No. 1</i>	<i>\$ 3,050.00</i>
<i>Change Order No. 2</i>	<i>\$ 2,500.00</i>
Total Contract	\$ 76,045.00

<i>Application No. 1 dated 1/27/17</i>	<i>\$ 12,208.05</i>
<i>Application No. 2 dated 2/28/17</i>	<i>\$ 49,212.45</i>



<i>Application No. 3 dated 6/6/17</i>	\$ 675.00
<i>Application No. 4 dated 6/30/17</i>	\$ 3,420.00
<i>Application No. 5 dated 7/21/17</i>	\$ 2,925.00
<i>Application No. 6 dated 9/5/17</i>	\$ 7,604.50
Balance Remaining on Contract	\$ 0.00

Avalon at Riverstone Section 16A

Contractor is Greenyard, Inc. Project is 100% complete.

There is (1) application for payment for approval this month

TBG Recommends Final Acceptance

Contract Amount	\$ 524,756.00
Change Orders to Date	\$ (18,293.30)
<i>Change Order No. 1 dated 8/22/16</i>	\$ (20,595.00)
<i>Change Order No. 2 dated 7/13/17</i>	\$ 2,175.00
<i>Change Order No. 3 dated 7/21/17</i>	\$ 9,718.00
<i>Change Order No. 4 dated 10/9/17</i>	\$ \$4,446.40
Total Contract	\$ 520,500.40
<i>Application No. 1 dated 9/28/16</i>	\$ 67,666.50
<i>Application No. 2 dated 10/25/16</i>	\$ 45,328.50
<i>Application No. 3 dated 1/23/17</i>	\$ 305,517.24
<i>Application No. 4 dated 3/20/17</i>	\$ 26,896.86
<i>Application No. 5 dated 7/13/17</i>	\$ 10,293.30
<i>Application No. 6 dated 8/17/17</i>	\$ 8,746.20
<i>Application No. 7 dated 8/17/17</i>	\$ 46,444.86 (Part Ret)
<u>Application No. 8 dated 10/30/17</u>	\$ 9,606.94 (Final Ret)
Balance Remaining on Contract	\$ 0.00

Avalon at Riverstone Section 16B

Contractor is B&D Contractors, Inc.

Project is complete and turn over to HOA.

Closeout pending final pay app

Contract Amount	\$ 125,347.00
Change Orders to Date	\$ 3,465.69
<i>Change Order No. 1 dated 2/27/17</i>	\$ 3,465.69
Total Contract	\$ 128,812.69
<i>Application No. 1 dated 11/23/16</i>	\$ 89,037.00
<i>Application No. 2 dated 2/10/17</i>	\$ 10,186.18
<i>Application No. 3 dated 2/10/17</i>	\$ 833.97
Balance Remaining on Contract	\$ 28,755.54



Avalon at Riverstone Section 18A

Contractor is Classic Irrigation & Landscape, LLC.

Project is complete, Closeout pending certificate of Final Acceptance

Contract amount	\$ 319,649.00
Change Orders to Date	\$ 11,752.52
<i>Change Order No. 1 dated</i>	<i>\$ 11,752.52</i>
Total Contract	\$ 331,401.52

<i>Application No. 1 dated 5/1/17</i>	<i>\$ 109,395.27</i>
<i>Application No. 2 dated 8/17/17</i>	<i>\$ 222,006.25</i>
Balance Remaining on Contract	\$ 0.00

Avalon at Riverstone Section 20 and 24B

Contractor is HLU, Houston Landscapes Unlimited, Inc.

Construction is ongoing.

There is (1) application for payment for approval this month.

Contract amount	\$ 610,697.89
Change Orders to Date	\$ 0.00
Total Contract	\$ 610,697.89

<i>Application No. 1 dated 5/1/17</i>	<i>\$ 75,798.13</i>
<i>Application No. 2 dated 6/1/17</i>	<i>\$ 143,345.99</i>
<i>Application No. 3 dated 6/27/17</i>	<i>\$ 76,818.12</i>
<i>Application No. 4 dated 6/27/17</i>	<i>\$ 92,245.60</i>
<i>Application No. 5 dated 8/31/17</i>	<i>\$ 100,615.39</i>
<i>Application No. 6 dated 9/25/17</i>	<i>\$ 46,325.39</i>
<i>Application No. 7 dated 10/30/17</i>	<i>\$ 9,606.98</i>
Balance Remaining on Contract	\$ 65,941.71

Avalon at Riverstone Section 12

Contractor Classic Irrigation & Landscape, LLC

Contract amount \$189,878.00, of which \$65,632.30 is public area.

No action items

Contract amount	\$189,878.00
Change Orders to Date	\$ (172.00)
<i>Change Order No. 1</i>	<i>\$ (772.00)</i>
<i>Change Order No. 2</i>	<i>\$ 600.00</i>
Total Contract	\$ 189,706.00



<i>Application No. 1 dated 8/9/17</i>	<i>\$ 123,488.29</i>
Balance Remaining on Contract	\$ 66,217.71

TBG is requesting authorization to advertise for bid the following projects

- No action items

TBG is requesting authorization to design

- No action items

Projects Currently in Design

- No action items